

Fence Monitoring Solution



Monitor your electric fence system with the Tru-Test Farm Network Fence Monitoring System. Allowing you to monitor voltage on different points of the fence in real time, you'll have peace of mind knowing that your livestock or crops are secure and safe.

The Fence Monitoring System is made up of Gateways and Fence Nodes. The minimum system is 1 x Gateway and 1 x Fence node.

The Gateway provides the internet/cloud interface to the on-farm network. Each Fence Monitoring system requires one of these devices to allow information to be collected from the nodes and passed to the cloud.

The Fence Node communicates to the gateway through radio frequency and can be up to 500 m away from line of sight of the gateway. The system works like a mesh, where each node can talk to all other nodes within 500 m to relay information back to the gateway.




FEATURES AND SPECIFICATIONS

- ✓ **Fence Monitoring Nodes** record fence voltage 24/7
- ✓ **Cloud-based data storage and 24/7 access from anywhere on mobile and web**
- ✓ **Firmware upgrades can be programmed over the air**
- ✓ **Allows for 50 Fence Monitoring Nodes per system**
- ✓ **Install at key fence sections across your farm**
- ✓ **Easily extend the number of fence sections monitored by adding more nodes†**
- ✓ **Tough weatherproof enclosure to withstand all conditions**
- ✓ **Works with any energizer**
- ✓ **3 year warranty**

KEEP YOUR FENCE PERFORMANCE AT HAND WITH THE DATAMARS LIVESTOCK APP

- ✓ **Peace of mind** knowing that your electric fence is performing correctly.
- ✓ **Get notified** if any problems occur.
- ✓ **Reduce time** needed to find and fix faults.
- ✓ **Understand fence performance** trends to determine when maintenance is required.

SPECIFICATIONS

Fence Monitoring Node FN1F 4W	Fence Monitoring Node FN1F 2W	Fence Monitoring Gateway GW1 - Wi-Fi/Ethernet
		
✓ Measures up to 12,000 V	✓ Measures up to 12,000 V	✓ Collates information from Fence Monitoring Nodes
✓ Records a measurement every 2 minutes	✓ Records a measurement every 2 minutes	✓ Wi-Fi/Ethernet for access to the internet
✓ Solar panel for all year round operation - 4W	✓ Solar panel for all year round operation - 2W	✓ Bluetooth® Low Energy for easy setup
✓ Internal battery for low sun conditions - 10 days no sun operation	✓ Internal battery for low sun conditions - 10 days no sun operation	✓ Power adaptor included for continuous operation - 100 - 240 V
✓ RF communication distance to gateway/other nodes - Up to 500 m line of sight	✓ RF communication distance to gateway/other nodes - Up to 500 m line of sight	✓ Internal battery back-up for brownout conditions - 12 hours of back-up
✓ LEDs to indicate operation	✓ LEDs to indicate operation	✓ LEDs to indicate operation
✓ Can be easily mounted to wood post or steel post	✓ Can be easily mounted to wood post or steel post	✓ RF communication distance to nodes Up to 500 m line of sight
✓ Outdoor weatherproof design	✓ Outdoor weatherproof design	✓ Can be easily mounted to internal/ external shed or house wall
		✓ Outdoor weatherproof design
Data usage: - Minimum system of 1 x Fence Monitoring Gateway and 1 x Fence Monitoring Node: 10 MB/day. - For each additional Fence Monitoring Node: additional 1.5 MB/day		

Datamars Livestock App:



Connectivity (required):



Order Information

Fence Monitoring Node 4W (FN1F 4W)	Part No: 880 0004-539	Europe only
Fence Monitoring Node 2W (FN1F 2W)	Part No: 880 0004-540	
Gateway - Wi-Fi/Ethernet (GW1)	Part No: 880 0004-541	
Fence Monitoring Starter Kit 4W (FN1F 4W KIT) 3 x Fence Monitoring Node 4W (FN1F 4W) and 1 x Gateway - Wi-Fi/Ethernet (GW1)	Part No: 880 0004-542	Europe only
Fence Monitoring Starter Kit 2W (FN1F 2W KIT) 3 x Fence Monitoring Node 2W (FN1F 2W) and 1 x Gateway - Wi-Fi/Ethernet (GW1)	Part No: 880 0004-597	

†Nodes can be installed up to 500 m apart (line of sight). Each node must be connected to the fence and earth/ground to measure fence voltage.

Included: solar/battery for node and post mounting components, power adaptor for gateway and wall mounting components.

Not included: earth/ground rod, lead-out cable and joint clamps.

Although the information presented in this Product Information Sheet is believed to be accurate and reliable, no responsibility for inaccuracies can be assumed by Datamars. Performance data is typical only and variations due to component manufacturing tolerances are normal. Datamars reserves the right at any time to change performance characteristics or specifications without prior notice. All trademarks with an * are not owned by Datamars and belong to their respective owners. The Bluetooth® word mark and logos are owned by Bluetooth SIG, Inc. and any use of such marks by Datamars is under licence.

© Datamars - All rights reserved.

3979TT02 Issue 2 04/22